



NSL-37V5C8

4.8K Ω ON-Resistance Photocell (CdS) Output Optocoupler

The NSL-37V5C8 is an optocoupler that has an OFF-resistance of 10M Ω .

Advanced Photonix's CdS Photocells are photoresistors measuring visible light from 400 to 700nm. Their resistance decreases as the light level increases with efficiency characteristics similar to the human eye. These Light Dependent Resistors (LDR) are available in a wide range of resistance values. They are available in a two-leaded plastic-coated ceramic header or hermetically sealed TO metal cans.

Applications

Industrial

Features

Compact Moisture Resistant Package

Low LED Current

Fast response time

High Dark Resistance

Absolute Maximum Ratings

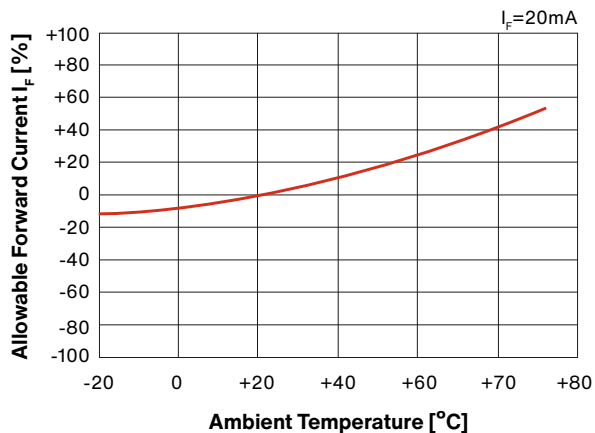
Parameter	Symbol	Min	Max	Unit
Isolating Voltage	V_{ISO}	-	2500	V
Power Dissipation ¹	P_d	-	175	mW
Operating Temperature	T_{OP}	-40	+75	°C
Storage Temperature	T_{STG}	-40	+75	°C
Package	Plastic			

¹Derate above 30°C by 3.9mW/°C

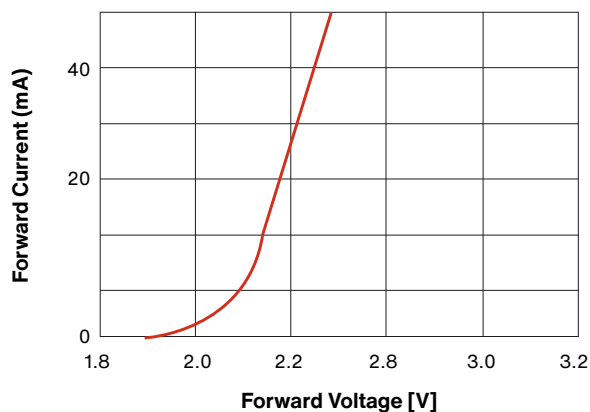
Typical Electro-Optical Specifications at $T_A=25\text{ °C}$

Parameter	Test Conditions	Symbol	Min	Typ	Max	Unit
LED						
Forward Current	-	I_F	-	-	40	mA
Forward Voltage	$I_f=20\text{mA}$	V_F	-	-	2.5	V
Reverse Current	$V_R=5\text{V}$	I_R	-	-	10	μA
PHOTOCELL						
Maximum Photocell Voltage	Peak AC or DC	V_{MAX}	-	-	100	V
COUPLED						
On-Resistance	$I_f=16\text{mA}$	R_{on}	-	1.5	-	KΩ
	$I_f=4\text{mA}$	R_{on}	-	1.8	-	KΩ
	$I_f=1\text{mA}$	R_{on}	-	4.8	-	KΩ
Off Resistance	10 sec after $I_f=0\text{mA}$	R_{off}	10	-	-	MΩ
Rise Time	Time to reach 63% of its saturation value after the photocell is illuminated	T_R	-	8	-	ms
Decay Time	Time to decay to 37% of its saturation value (~100K ohm) after the light is removed	T_D	-	-	60	ms
Slope	$R@0.5\text{mA}/R@5\text{mA}$	S_L	-	8	-	m
Dynamic Range	$R@20\text{mA}$	D_R	-	80	-	db

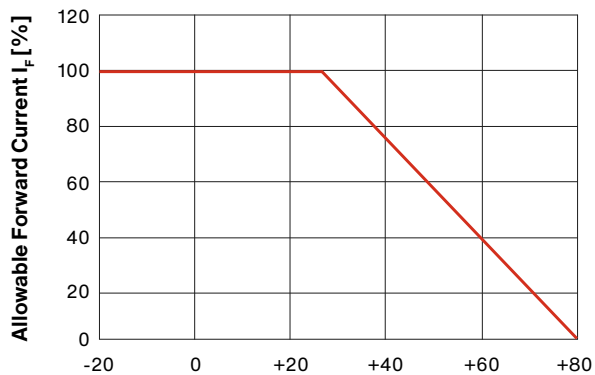
Output Resistance VS Temperature



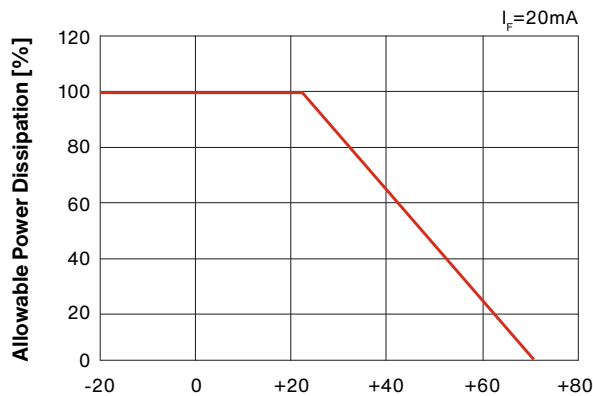
LED Forward Current Vs Forward Voltage



LED Allowable Forward Current Vs Temperature

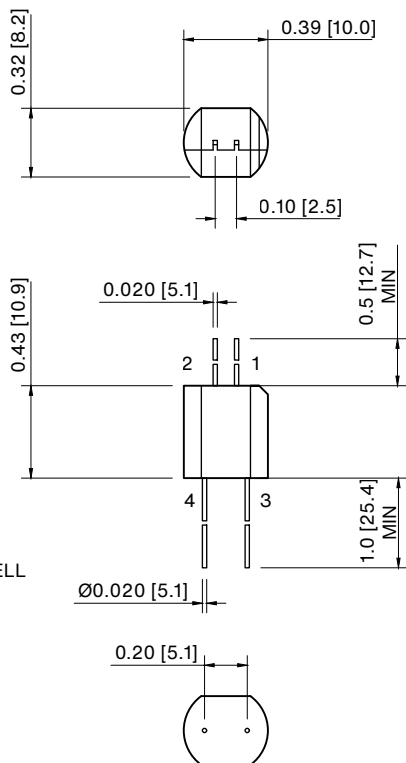
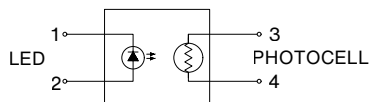


Photocell Allowable Power Dissipation VS Temperature



Mechanical Specifications

Units are in inches [mm]



General Care and Handling Instructions

Photodiodes:

Handling and Storage

- Handle Photodiodes gently to prevent damage.
- Avoid exposing Photodiodes to temperatures exceeding the storage temperature rating of the device.
- Maintain a non-condensing environment for optimum performance and lifetime.

Cleaning

- Gently clean the glass (borosilicate or quartz window) using a 50/50 mixture of Methanol and isopropyl alcohol and a soft, optical-grade pad.

Special Considerations for Plastic or Epoxy Encapsulated Photodiodes

- Protect from intense light sources such as direct sunlight.
- Avoid exposure to harsh chemicals like THINNERS, ACETONE, and TRICHLOROETHYLENE.
- Cleaning with a 50/50 mixture of Methanol and isopropyl alcohol (IPA) is recommended. Cleaning in an ultrasonic bath is generally not recommended.

CdS Photocells:

Handling and Storage

- Handle CdS Photocells gently to prevent damage.
- Avoid exposing CdS Photocells to temperatures exceeding the storage temperature rating of the device.
- Maintain a non-condensing environment for optimum performance and lifetime.

Cleaning

- Gently clean the glass or plastic covering using a 50/50 mixture of Methanol and isopropyl alcohol and a soft, optical-grade pad.

Special Considerations

- DO NOT use Vapor Phase Soldering or Reflow Soldering for CdS components.

Optocouplers and LEDs:

Handling and Storage

- Handle Optocouplers and LEDs gently to prevent damage.
- Avoid exposing the devices to temperatures exceeding the storage temperature rating of the device.
- Maintain a non-condensing environment for optimum performance and lifetime.

Cleaning

- For plastic molded devices, cleaning with a 50/50 mixture of Methanol and isopropyl alcohol is recommended. Cleaning in an ultrasonic bath is generally not recommended.

Special Considerations

- Avoid exposing plastic molded devices or epoxy glob top devices to harsh chemicals like THINNERS, ACETONE, and TRICHLOROETHYLENE.

Electrostatic Discharge (ESD) Sensitivity:

- All devices are considered ESD-sensitive. They are shipped in ESD protective packaging. When unpacking and using these products, anti-ESD precautions should be observed.

Lead Trimming and Bending:

- Standard lead trimming after soldering is an acceptable practice; however, do not attempt to bend or modify the leads incorrectly, as it can damage the glass feed-through or the plastic encapsulant.

Soldering Instructions:

- Use a soldering iron with a tip temperature of 300°C max.
- Consult with your preferred solder manufacturer to determine a solder alloy and flux combination, as well as the reflow profile appropriate for your application.

General Precautions for all Devices

1. Moisture Prevention:

Ensure devices are stored in a dry environment to prevent moisture ingress, which can cause damage during soldering. Refer to J-STD-20 for guidance on proper baking procedures to prevent moisture related damage.

2. Lead Splaying:

If required, carefully splay the leads of the devices according to the specific application needs. Be cautious when splaying leads, as improper techniques may damage the device. Consult technical support or device datasheets for guidance on lead splaying.

3. Mechanical Stress:

Handle devices with care throughout the installation process to prevent damage.

4. Circuit Protection and Layout:

Optimize the circuit design and layout to ensure proper functioning and prevent damage to the devices. Include appropriate protection measures like ESD protection diodes, current-limiting resistors, and voltage regulation.

5. After-Sale Support:

For troubleshooting and device-specific inquiries, please consult with our technical support team. They can offer valuable guidance and suggestions on handling, operation, and application-related questions. To reach them, please contact the Advanced Photonix Applications group at Techsupport@advancedphotonix.com.

Legal Disclaimer

Information in this data sheet is believed to be correct and reliable. However, no responsibility is assumed for possible inaccuracies or omission. Specifications are subject to change without notice.